



GBP-A Flame Projector Machine User's Manual



NOTICE:

- I Install the equipment, forbid to live-wire work!
- I Connect the power, please according to safely uses electricity strictly!
- I Please install the special grounding line for equipment!
- I The Flame projector Machine must be placed vertical.
- I First connect system cable, and then put the oil in the machine.
- I There can't have any flammable or other high explosive cargo around the Flame Projector Machine in one meter.
- I There can't have any human or animal around the Flame Projector machine in one meter.
- I Confirm the system connection complete again before machine working.

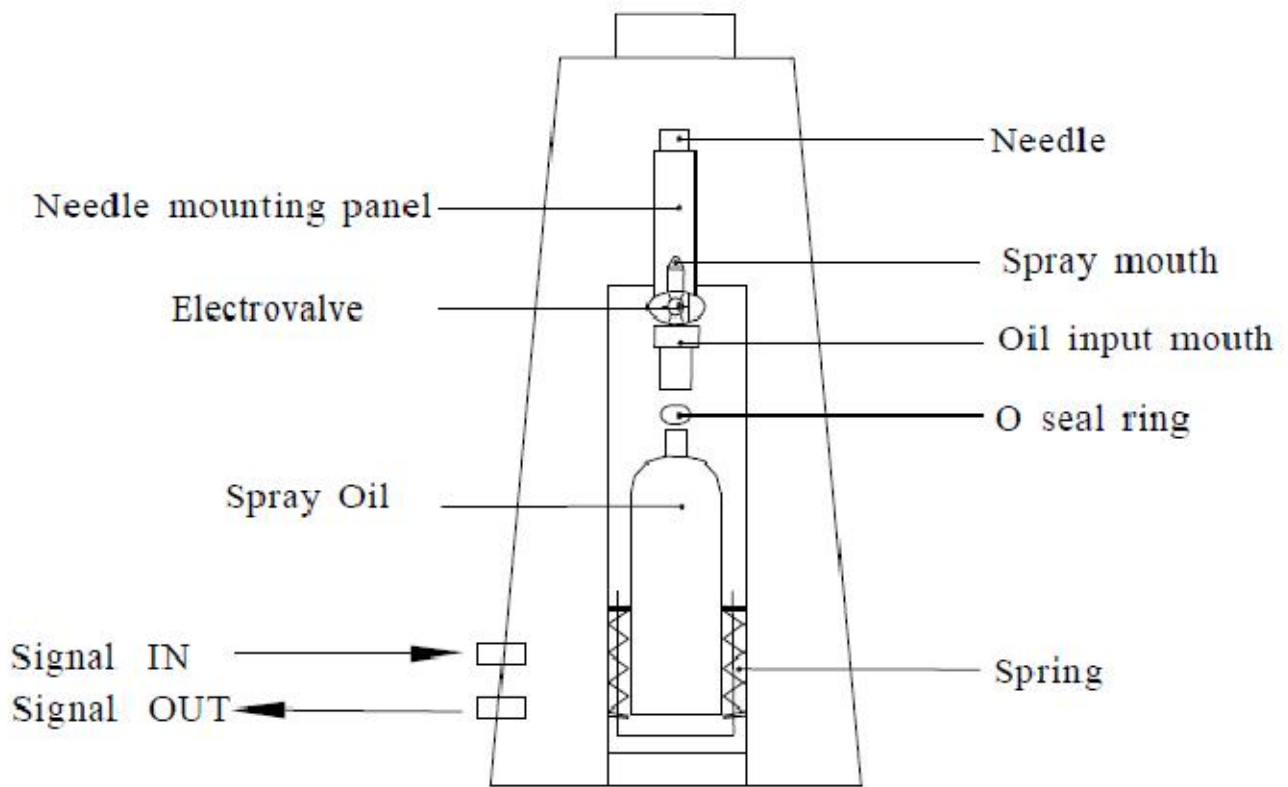
Product Introduction:

The GBP-A series Flame machine have two type, the different of the two type is that one is controlled by DMX512, and other controlled directly.

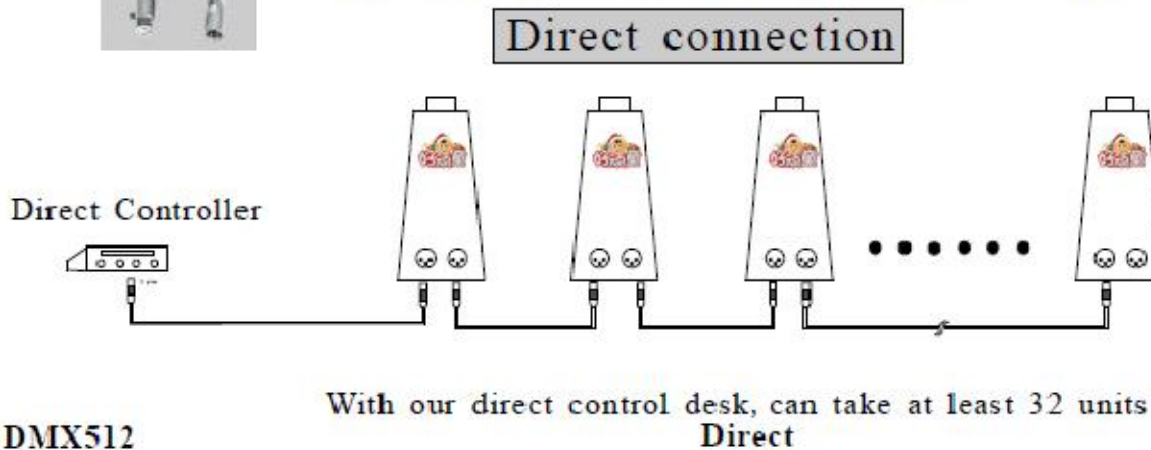
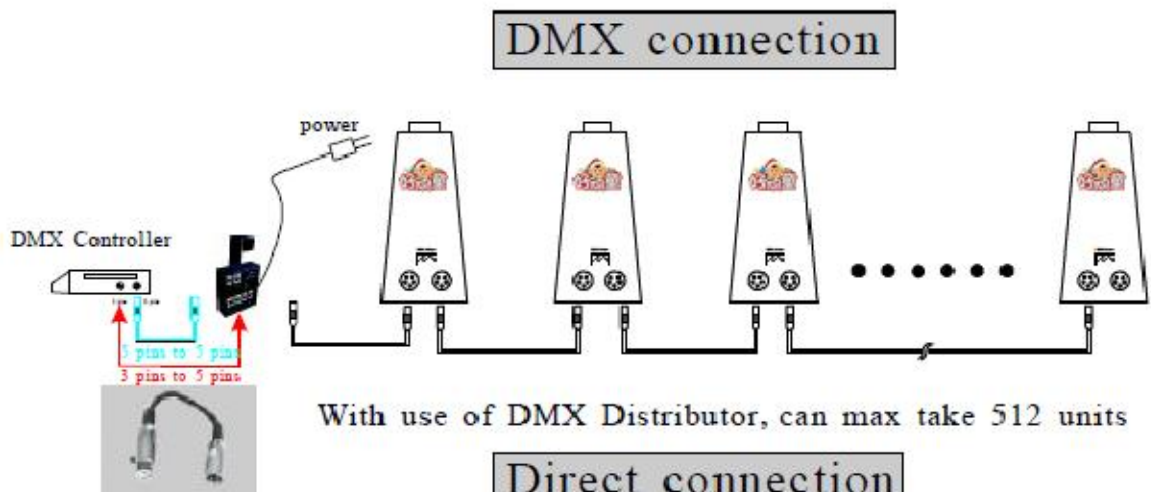
Characteristic

1. The effect of flame like a mushroom
2. It can spray 1-3 meters high
3. Voltage is: 220V/50HZ
4. Weight: 8.5KG
5. Capability of one oil bottle: 480ML, can spray more than 120 times.

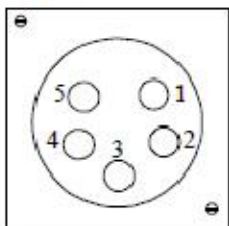
Structure:



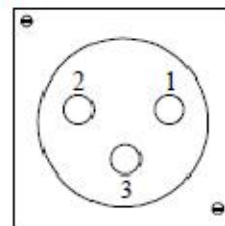
Connection:



DMX512



1	Shield
2	Signal -
3	Signal +
4	AC L
5	AC N



1	AC L
2	AC N
3	Shield

Install following:

1. Connect the controller and power supply by cable.
2. Open the flame machine door, put the plastic O-ring into spraying nozzle, then put the O-ring into bottle of oil.
3. Press down the board, install the bottle of oil.
4. Connect the power supply, with less than 1s/time speed to press down

corresponding button on controller, then time between two press button not less than 5 second.

5. The flame machine spray fire, if the flame machine can not spray fire. Please the needle backward.

Attention:

- (1) Don't put the flammable materials near by flame machine;
- (2) Use it when it has no fuel leakage phenomenon.
- (3) The product can only be used stand vertical, prohibit to use it upend;
- (4) After used over, please cleaning the rest oil on time.

Trouble Shooting:

- (1) Press down the button or run the program, no flame spray out. Please inspect the power supply whether connect well or control cables are ready; whether the oil in bottle is enough, whether the needle on right position.
- (2) Press down the button or run the program, the fire effect isn't well or the oil is out from bottle, please check the bottle of oil whether install O-ring.

Hunan Dream Fireworks Co., Ltd
GB Special Effects Equipment shop
URL: www.dreamfireworks.cn
Email: vicky@myanhua.com
MSN: vicky@myanhua.com
Skype: pyro.vicky
Tel: +86 731 83660567
Fax: +86 731 83637066